



Aa 年份	# 万得全A涨跌幅%	# 个股涨跌幅中位数	# 个股超越指数比例%
2020	25.62	2	
2019	33.02	15.8	
2018	-28.25	-33.3	
28.3 2017	4.93	-16.7	
51.4 2016	-12.91	-12.2	
67.9 2015	38.5	66.1	
36.3 2014	52.44	37.7	
62.9 2013	5.44	16.6	
37.3 2012	1.68	-2.7	
28.6 2011	-22.42	-33.1	
64 2010	-6.88	3	
61.7 2009	105.47	124.7	
56.1 2008	-62.92	-61.2	
47.8 2007	166.21	161.7	
27.3 2006	111.9	69.1	
39.1 2005	-11.52	-17.5	
44.7 2004	-16.62	-19.3	
27.9 2003	-3.49	-17.9	
38.9 2002	-19.67	-23.3	
51.5 2001	-23.89	-23.6	
+ New			
AVERAGE 43.45	COUNT 20	AVERAGE 16.982	AVERAGE 11.795


Aa 年份	# 威尔逊500指数涨跌幅	# 个股涨跌幅中位数	# 个股超越指数比例
2020	18.61		3.9
2019	28.47		16.8
2018	31.2		14.0
2017	41.5	18.65	12.3
2016	55.1	10.94	15.8
2015	43.9		-1.45
2014	38.9		10.57
2013	51.7		20.45
2012	51.5		13.39
2011	42.7		-0.87
2010	57.7		12.38
2009	56.6		26.11
2008	46.7		-33.61
2007	41.1		3.78
2006	53		13.75
2005	43.7		4.57
2004	63.1		10.67
2003	64.7		29.44
2002	66.4		-22.08
2001	72.4		-12.06

+ Flex

AVERAGE 8.395	AVERAGE 50.26	COUNT 20	AVERAGE 7.509
---------------	---------------	----------	---------------


2	28.3	2020	25.62
15.8	31.2	2019	33.02
-33.3	37.8	2018	-28.25
-16.7	28.3	2017	4.93
-12.2	51.4	2016	-12.91
66.1	67.9	2015	38.5
37.7	36.3	2014	52.44
16.6	62.9	2013	5.44
-2.7	37.3	2012	4.68
-33.1	28.6	2011	-22.42
		+ New	
ERAGE 4.02	AVERAGE 41	COUNT 10	AVERAGE 10.105

WInd

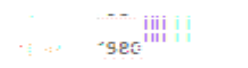


WInd


Aa Title	井 指数涨幅	井 比例	井 涨幅中位数
2020	18.61	34.27	3.87
2019	28.47	36.9	16.79
2018	-7.13	39.33	-14.87
2017	18.65	41.52	12.35
2016	10.94	55.12	15.83
2015	-1.45	43.89	-5.72
2014	10.57	39.86	4.04
2013	30.45	51.66	32.1
2012	18.30	49.45	14.30
2011	-10.25	48.85	-16.27
2010	18.98	48.80	28.40
2009	28.00	48.80	18.00
2008	-38.20	48.80	-41.00
2007	38.20	48.80	35.00
2006	18.80	48.80	18.80
2005	4.80	48.80	4.80
2004	18.20	68.00	10.80
2003	28.40	68.00	40.00
2002	-28.80	68.00	-38.00
2001	-18.80	78.00	18.00
2000	-18.80	88.00	-18.00
1999	28.80	88.00	28.00
1998	28.80	88.00	-4.80
1997	28.80	88.00	28.80
1996	28.80	88.00	28.80
1995	28.80	88.00	28.80
1994	28.80	88.00	28.80
1993	28.80	88.00	28.80
1992	28.80	88.00	28.80
1991	28.80	88.00	28.80
1990	28.80	88.00	28.80
1989	28.80	88.00	28.80
1988	28.80	88.00	28.80
1987	28.80	88.00	28.80
1986	28.80	88.00	28.80
1985	28.80	88.00	28.80
1984	28.80	88.00	28.80
1983	28.80	88.00	28.80
1982	28.80	88.00	28.80
1981	28.80	88.00	28.80
1980	28.80	88.00	28.80




1997 1998 1999



1980 1981 1982



1973 1974 1975



1966 1967 1968

+ New

AVERAGE 10.43902
AVERAGE 49.70732
AVERAGE 10.26463
COUNT 41

■