



金属周报

021-68555105

本周策略

| | | | | |
|----|--|-------|-------|--|
| CU | | 54000 | 52800 | |
| ZN | | 26200 | 25300 | |
| PB | | 19750 | 19000 | |
| AU | | 280 | 277 | |
| AG | | 3930 | 3800 | |

1

2

1-5

1-4

1

本周视点

11

10

10

CPI

1

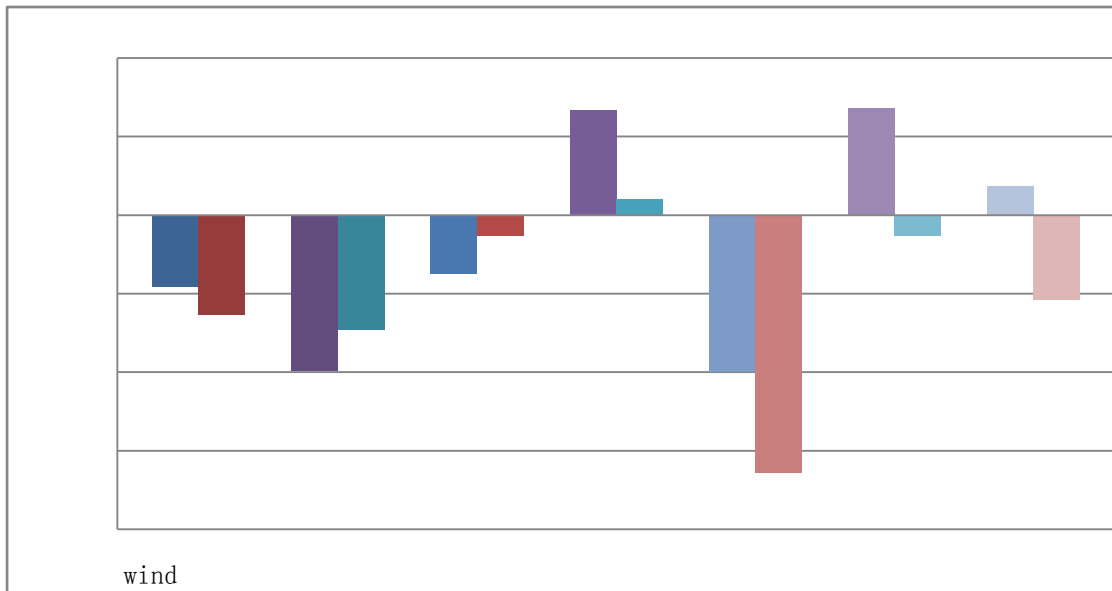
10

GDP

| | | | | | | |
|-------|---------|--------|--------|-----------|-----------|---|
| SHFE | 53,580 | -1,000 | -1.83 | 334,198 | 697,376 | / |
| LME | 6,795 | -177 | -2.54 | | | / |
| SHFE | 15,520 | -640 | -3.96 | 453,020 | 869,020 | / |
| LME | 2,106 | -64 | -2.93 | | | / |
| SHFE | 25,605 | -390 | -1.50 | 536,404 | 492,680 | / |
| LME | 3,219 | -17 | -0.53 | | | / |
| SHFE | 19,290 | 500 | 2.66 | 117,682 | 86,204 | / |
| LME | 2,516 | 10 | 0.40 | | | / |
| SHFE | 99,120 | -4,110 | -3.98 | 761,552 | 776,772 | / |
| LME | 12,100 | -850 | -6.56 | | | / |
| SHFE | 280.85 | 7.45 | 2.72 | 127424.00 | 298480.00 | / |
| COMEX | 1275.60 | -6.80 | -0.53 | | | / |
| SHFE | 3884.00 | 28.00 | 0.73 | 307208.00 | 595250.00 | / |
| COMEX | 16.875 | -0.370 | -2.146 | | | / |

: (1) COMEX/LME LME
 (2) =
 (3) = - / *100%
 (4) LME 3 COMEX SHFE 3

wind ,



| | | | | | | | | |
|--|-------|-------|------------|----------|--------|---------|------|-------|
| | | | | 7000 | / | | | |
| | | 2.06% | | 6761.5 | / | | | |
| | | | | | | 6800 | / | |
| | | | | | | | | 7.83 |
| | | | 54650 | 55000 | / | | | |
| | | | | 1801 | | | | 2.16% |
| | | | 53200 | / | -53800 | / | | 1.67% |
| | | | | | | | | - |
| | | | | | | 50 | - | 10 / |
| | | | | | | | | |
| | | | IWCC | | | 2017 | 2018 | 17 |
| | | 36 | 18 | 37 | | | | |
| | | | | | | | | |
| | | | 2020 | 10 | | | | |
| | | | 10 | | 33 | | | 29 |
| | 9 | 43 | 10 | | 137 | 5 | | |
| | | | | | | | | 10% |
| | | | Freeport | Grasberg | | | | |
| | | | | | 9.3% | 831,000 | | |
| | | | Arun Kumar | | 20-30 | | | |
| | | | Codelco | 2018 | | | | 2.5 / |
| | | | | Codelco | | | | |
| | | | SMM | 10 | 72.25 | | | 5.55% |
| | 9.14% | 1-10 | | 654.65 | 1.84% | | | 15 |
| | | | 11 | | | 11 | | |
| | | | | | | | | 20% |
| | | | 2019 | | | | | |
| | | | | | 10 | | | |

| | | | | | |
|------|------|-------------|-----|-------|-----|
| | 10 | CPI | PPI | PPI | CPI |
| 9 | | | | | 500 |
| 2300 | | | | | |
| | 11 | | | | |
| | | 52800-54000 | / | | |
| | 10 | | | 10 | |
| 1 | 10 | | | | CPI |
| | | GDP | | | |
| | 1801 | | | 25230 | / |

| | | | | | | | | |
|--------------|-------|-------|-------|-------|--------------|-----------------------|------|-------------|
| | 2017 | 11 | 8 | | Dugald River | | | |
| | | | | | Cloncurry | | | |
| Dugald River | | | | | | 17-20 | / | 2018 |
| | | | | | | New Century Resources | | 5290 |
| | | | | | Century | | | |
| | | | | | | Century | | |
| | 2016 | | | | | | | 260 70 |
| | | 47 | | | | 1-10 | | |
| 386.3 | | | 1.6% | 1-9 | | -2.5% | | 10 |
| | 42.6 | | | 6.1% | 9 | 2.5 | | 10 |
| | | | | 11 | 4 | 8 | | |
| | SMM | | | | | | | |
| | | | | | SMM | 10 | | 50.08 |
| | 5.98% | | 4.99% | 1-10 | | 447 | 1-10 | 0.78% |
| 10 | | | | | | | | |
| | | | | 11 | | | | |
| | | | | | | | | 26100-25200 |
| | | | | | | | | 20 40 |
| | | | | | | | | 25250-26000 |
| | 1712 | | | | | 19105 | / | 18590 |
| / | | 42.02 | | | | 46178 | | |
| 1.48% | | 12.06 | | | | | | |
| | | | | 10 | | 19150-19200 | / | 1712 |
| 50 | | | | | | | | |
| | | | | | | 19110 | / | 1712 |
| | 90 | / | | 19050 | / | 1712 | 150 | / |

| | | | | | |
|-------------|-------|-------|-------|----------|---------|
| 19300 / | SMM1# | 175 / | | 19025 / | SMM1# |
| | 100 / | | | | |
| | | LME | | | 0.75 |
| / | LME | 10 | 14.67 | | 28313 |
| | 18531 | | 1711 | 18800 | |
| | SMM | | | | |
| | | | SMM | 10 | 25.5829 |
| | 4% | 3.43% | 1-10 | 241.7724 | |
| 1.5% | 10 | | | | |
| | | 11 | | | |
| | 2/3 | | | | 1 |
| | | | 11 | | 24.945 |
| | | | | | |
| | | | | LME WEEK | |
| | | | | 20 | |
| | 60 | | | | |
| | | | | | |
| 30 / | | | | | |
| 2017 -2018 | | | 30% | | |
| 3 | | 200 | | 6.33% | |
| | 25000 | | | | |
| | | | 9% | | |
| | 1 | | | | |
| | | | | | |
| New Century | 5300 | | | | |

50

82%

16 1000

2

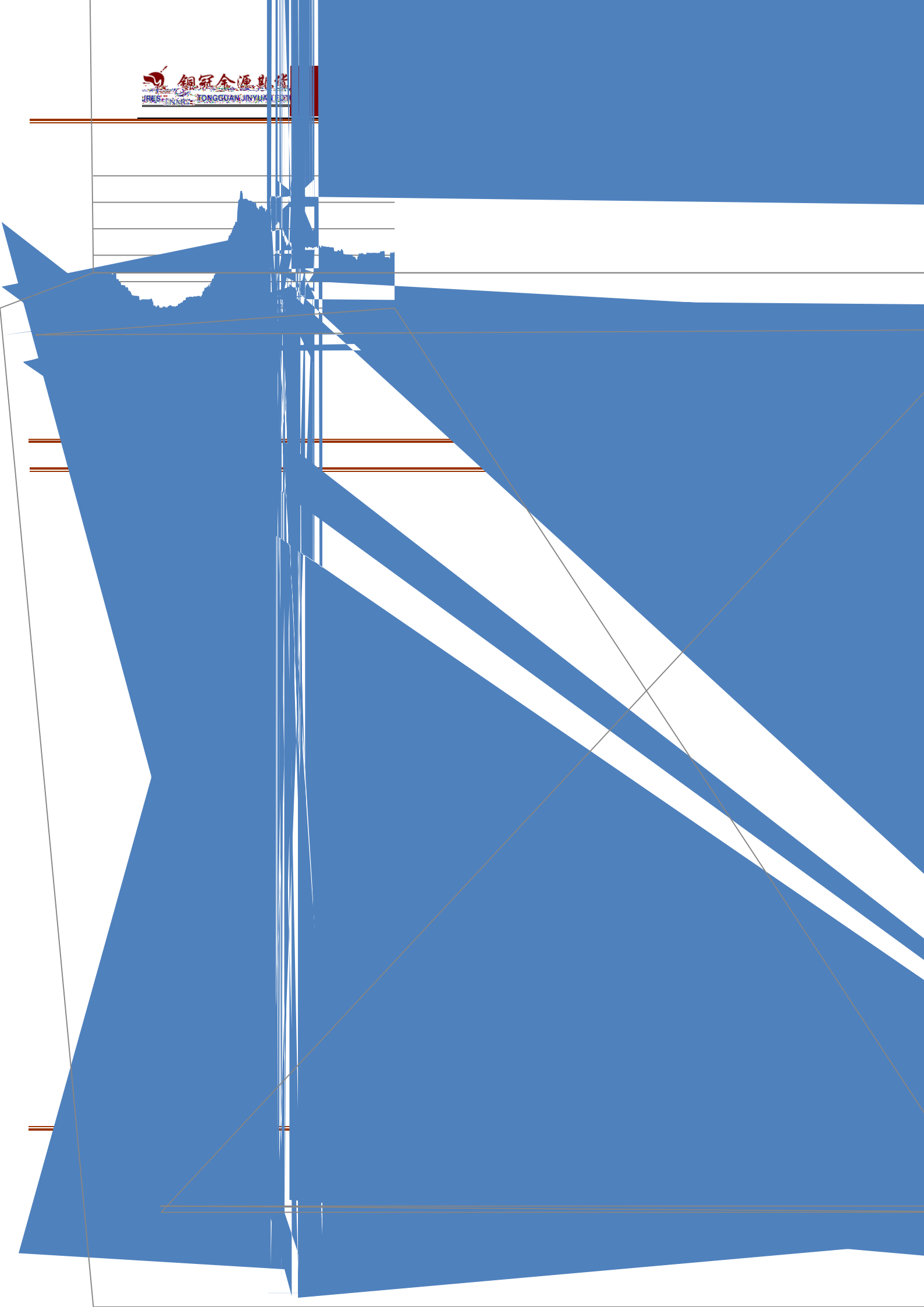
Codelco

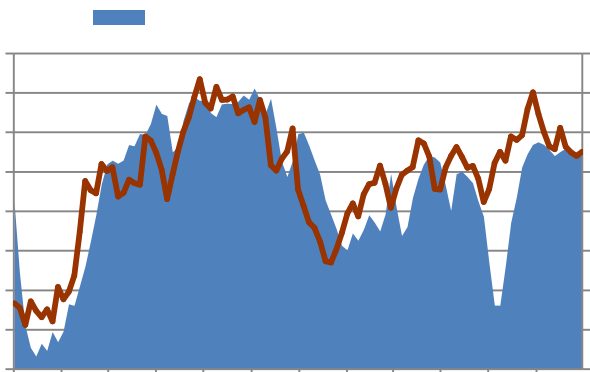
2017

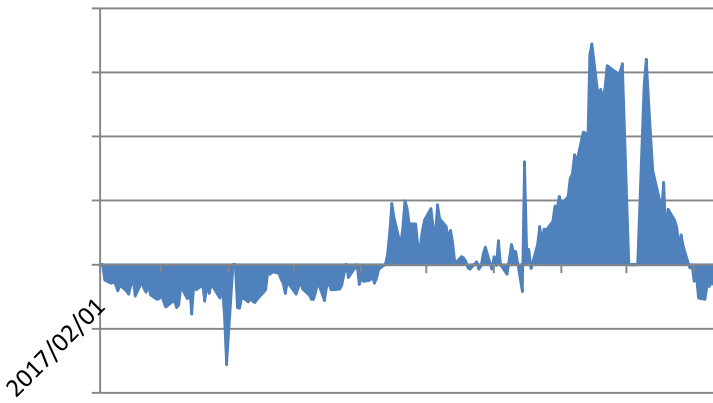
915

9% 8

3





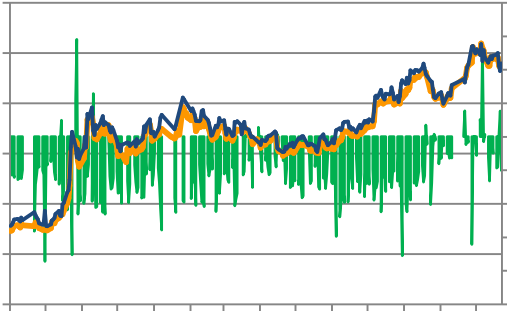


| | | | | | | | | | |
|-------|------------|---|-------|--------|--------|--------|-------|------|------|
| | | | 6,809 | 53,450 | 53,713 | 6.6409 | -263 | 7.85 | 7.89 |
| (/) | 79 | 1 | 6,809 | 55,300 | 53,718 | 6.6416 | 1,582 | 8.12 | 7.89 |
| | 17% | 2 | 6,809 | 53,590 | 53,718 | 6.6416 | -128 | 7.87 | 7.89 |
| | 0% | 3 | 6,809 | 53,560 | 53,718 | 6.6416 | -158 | 7.87 | 7.89 |
| | 5% | 4 | 6,809 | 53,580 | 53,718 | 6.6416 | -138 | 7.87 | 7.89 |
| (/) | 200 | 5 | 6,809 | 53,650 | 53,718 | 6.6416 | -68 | 7.88 | 7.89 |

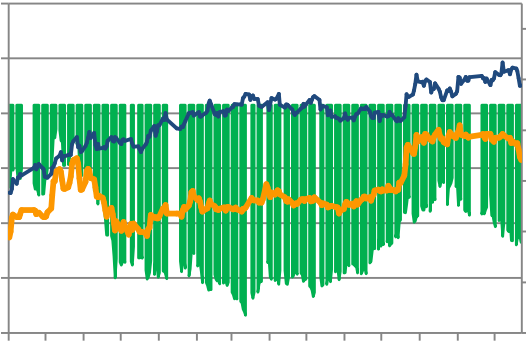
Bloomberg,

| | | | | | | | | | |
|-------|------------|--|--|--|--------|--------|------|------|------|
| | | | | | | | | | |
| | | | | | 26,338 | 6.6409 | -348 | 8.03 | 8.14 |
| (/) | 2.5 | | | | | | | | |

3.



2016/09
2016/10



400-700-0188