

SC1809

455.8 /

474.2 /

468.3 /

1.35%

113.33

34290

WTI

65.74 /

0.11% Brent

76.46 /

0.43% WTI Brent

OPEC

100 /

OPEC

OPEC

OPEC

JP

OPEC

WTI Brent

11 /

OPEC

SC1809	470.5	476.1	-5.6	-1.18%	/
WTI	65.74	65.81	-0.07	-0.11%	/
Brent	76.46	76.79	-0.33	-0.43%	/
WTI-Brent	10.72	10.98	-0.26	-2.37%	/
WTI1805-WTI1806	0.07	0.04	0.03	75.00%	/
Brent1805-Brent1806	0.27	0.28	-0.01	-3.57%	/
WTI	65.74	67.04	-1.3	-1.94%	/
Brent	75.47	76.21	-0.74	-0.97%	/
OPEC	73.62	75.17	-1.55	-2.06%	/
	74.2	74.83	-0.63	-0.84%	/
	72.68	75.55	-2.87	-3.80%	/
NYMEX	211.13	213.85	2.72	1.27%	/
NYMEX	216.19	217.27	1.08	0.50%	/
ICE	664.25	669.5	5.25	0.78%	/

Bloomberg Wind

1 OPEC

2400

4

(PDVSA)

PDVSA

PDVSA

2

Mustapha Guitouni

3

5780

28%

2013

100

4

Jeff Currie

OPEC


5

OPEC

6

(ConocoPhillips)

PDVSA

			5	6%	116.9	/
7		4		175.6	/	3 167.1 /
	1920					
		24.8	10.4			
8				1991		
9		OPEC		100	/	
10						Daniel
Hynes						
			OPEC	6		
					60	/
11		Genscape		5	29	6 1
	21.0046					
12		370	/	300		
				3		
		SHANA		5		270 /
						11
14						
PDVSA		8		PDVSA		6
	PDVSA	149.52	/			69.4 /
15						

Raymond James&Associates

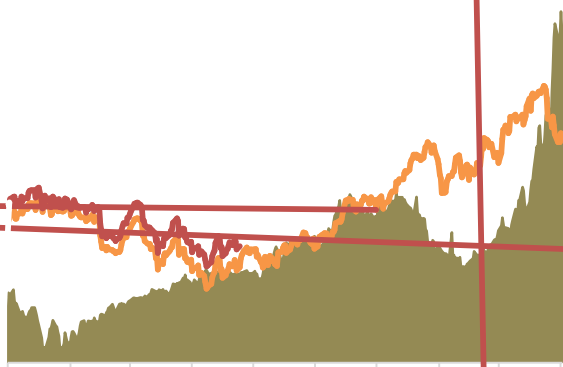
500

2019

18

1 WTI Brent

2



3 WTI

4 Brent

Bloomberg Wind

EIA

6

7

8

9

Bloomberg

WTI

(CFTC)

6 5

NYMEX

58.36

24252

70.94

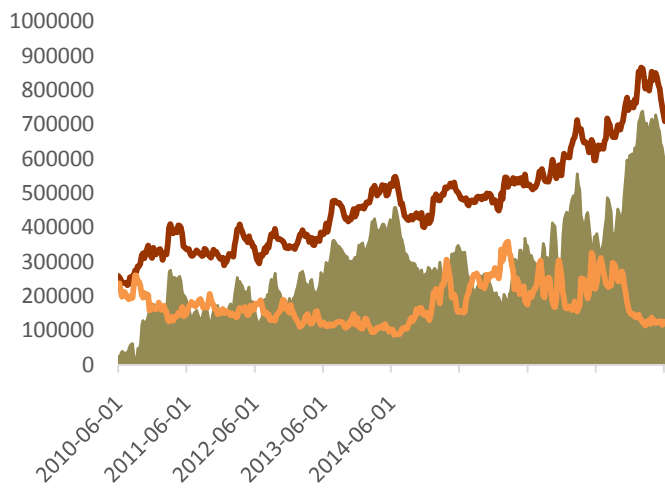
20335

12.58

3917

10WTI

11 WTI



Wind

400-700-0188



273

021-68559999

021-68550055

300

2603 2904

021-68400688

3069

A 2908

0755-82874655

69

1201

0371-65613449

67

D 705

0411-84803386

1287

A2506

0562-5819717

