

-

AU		272	270	
AG		3780	3700	

1

2

125

1-4

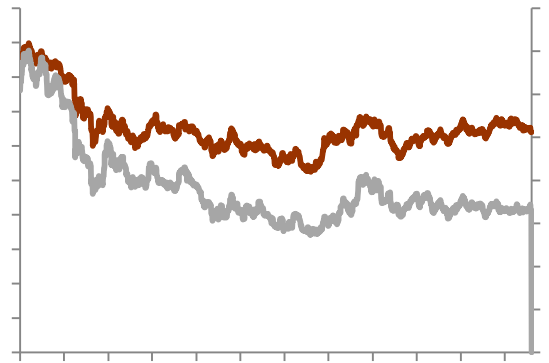
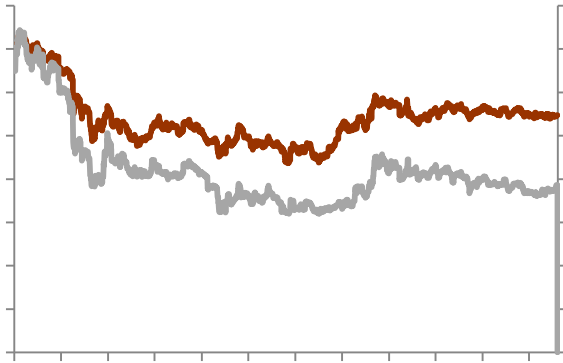
**1**

合约	收盘价	涨跌	涨跌幅/%	总成交量/手	总持仓量/手	价格单位
<b>SHFE</b>	273.65	0.95	0.35	133906.00	366274.00	/
<b>COMEX</b>	1282.00	-22.50	-1.72			/
<b>SHFE</b>	3867.00	70.00	1.84	693164.00	869224.00	/
<b>COMEX</b>	16.470	-0.385	-2.271			/

: (1) COMEX/LME LME  
 (2) =  
 (3) = - / \*100%

**2 ETF**

	2017/6/30	2018/5/21	2018/6/11	2018/6/18			
ETF	2073.6	2233.6	2205.5	2201.0	-4.5	-32.6	127.4
SPDR	854.0	855.3	832.6	828.8	-3.8	-26.5	-25.2
ETF	16741.4	16505.7	16483.7	16316.3	-167.5	-189.4	-425.1



Wind

3 COMEX

4 COMEX

Wind

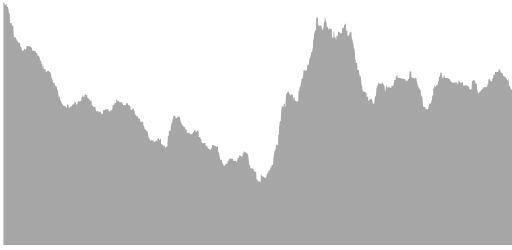
5 COMEX

6 COMEX

Wind

7 SPDR

8 SLV



Wind

9

T+D

10

T+D

Wind

11

12

Wind

80092026903185029006950400060065060070080590020002006208-9-32003-208-9-32004-2011-0-32004-20

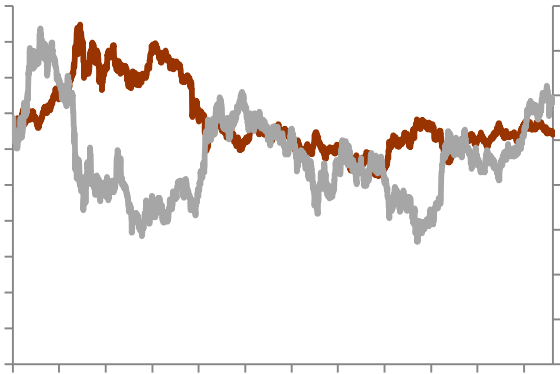


19

10

20

TED



Wind

400-700-0188

深圳营业部

3069