

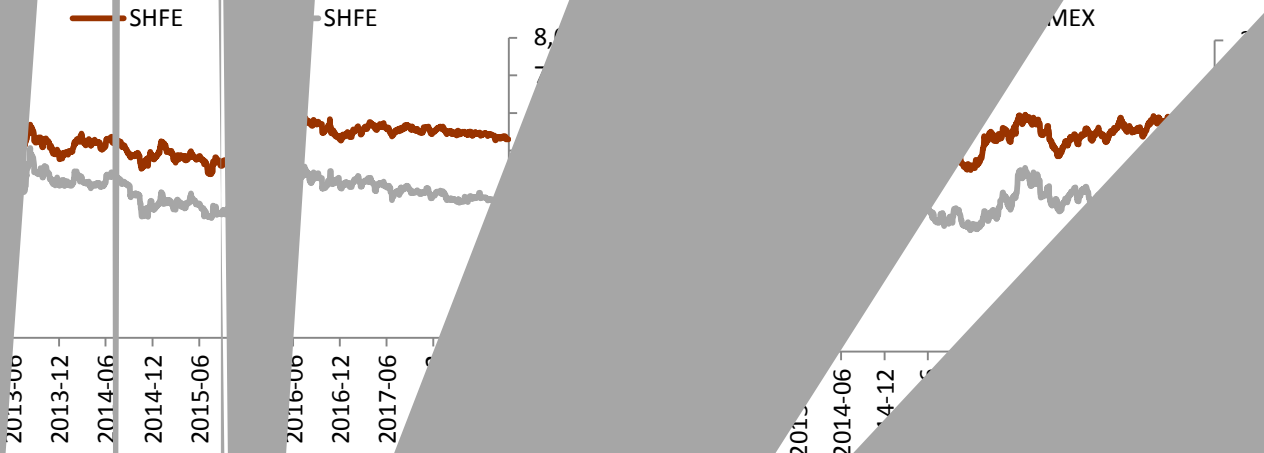
| | | | | | | |
|--------------|---------|--------|-------|-----------|-----------|---|
| SHFE | 264.90 | -4.15 | -1.54 | 139302.00 | 317882.00 | / |
| COMEX | 1206.70 | 5.20 | 0.43 | | | / |
| SHFE | 3470.00 | -25.00 | -0.72 | 366716.00 | 773122.00 | / |
| COMEX | 14.620 | 0.325 | 2.264 | | | / |

| | 2017/10/19 | 2018/9/7 | 2018/9/28 | 2018/10/5 | | | |
|--------|------------|----------|-----------|-----------|-------|-------|--------|
| | 2119.9 | 2109.2 | 2101.2 | 2086.0 | -15.2 | -23.3 | -33.9 |
| | 858.5 | 745.4 | 742.2 | 730.2 | -12.1 | -15.3 | -128.3 |
| ETF | 16337.1 | 16616.7 | 16667.7 | 16697.9 | 30.2 | 81.2 | 360.8 |
| ishare | 10141.3 | 10255.1 | 10358.9 | 10372.3 | 13.3 | 117.2 | 231.0 |

Bloomberg

| | Comex | | | Comex | | |
|--|---------|---------|--------|--------|-------|--------|
| | 8160890 | | | 288202 | | |
| | 8331575 | -170685 | -2.04% | 289681 | -1480 | -0.51% |
| | 8378764 | -217874 | -2.60% | 296312 | -8110 | -2.74% |
| | 8771375 | -610485 | -6.96% | 219562 | 68639 | 31.26% |

Bloomberg



Wind
3 COMEX



Wind
5 COMEX

Wind
7 SPDR



Wind

9

T+D

10

T+D

Wind

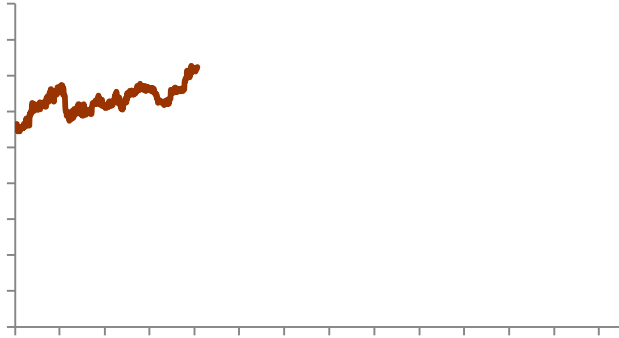
11

12

Wind

13 COMEX

14



Wind

15

16

Wind

17

CRB

18

VIX

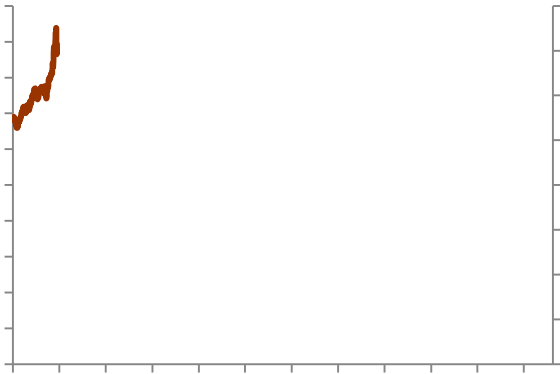
Wind

19

10

20

TED



Wind

3069

A 2908

0755-82874655