

CU		49800	51000	
ZN		20300	21400	
PB		18000	19000	
AU		277	280	
AG		3420	3480	

1

2

1-5

1-4

1

G20

11

12

			/%	/	/	/
SHFE	49,650	250	0.51	340,108	509,084	/
LME	6,199	31	0.49			/
SHFE	13,555	-220	-1.60	453,946	710,400	/
LME	1,950	8	0.41			/
SHFE	20,685	-205	-0.98	977,558	497,050	/

G20

48500 /

BACK

49800-51000 /

	1902		2	20325
/	1.5%	1104874	17894	
	2393.5 /	2535.5 /		223061
	SMM 12	4900-5300 /		250 /
	140-170 /		25 /	
	2018 9		2304	1831
	2299 1-9	4460	4434	921K®
574	552	562 1-9	3299	
3258				
		30 0#	20950-21100 /	
	21230-21400 0#	1812		

2

G20

2019 1 1

21400

	1901		18385 /	
		17920 /		18290 /
2.29	0.7	6.1		1953 /
		18600-18725 /	SMM	
SMM1#	100 /	25 /		
				1812
	75 /	1812	150-100 /	
		SMM1#	300-200 /	
		SMM12		TC TC
	1800 /	25 /		
	11 26		1-10	1-10
	396.2	8.3%		
SMM		67.49%	0.31%	52.10%
	2.04			
SMM		43.5%	0.3	
	56.8%	1.2		37.8%
	3.1		24.3%	
			PMI	G20
	G20		1	
	2	2000		1 1 10%

25% 3

1901

18000-19000 /

Al ufer Mi ni nç 20

8.7%

10

5.8%

JRC

WBMS 1-9

3

12

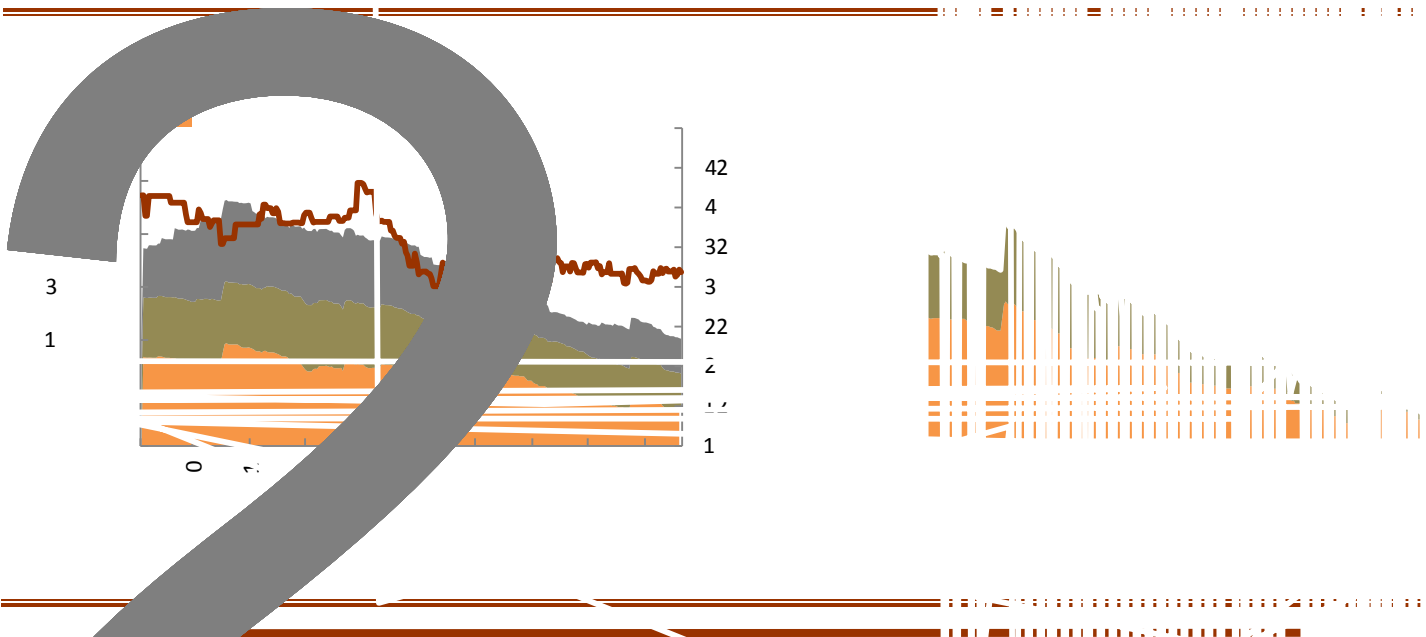
400

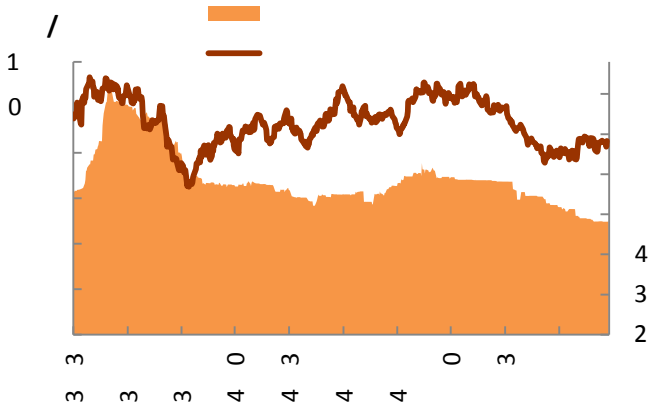
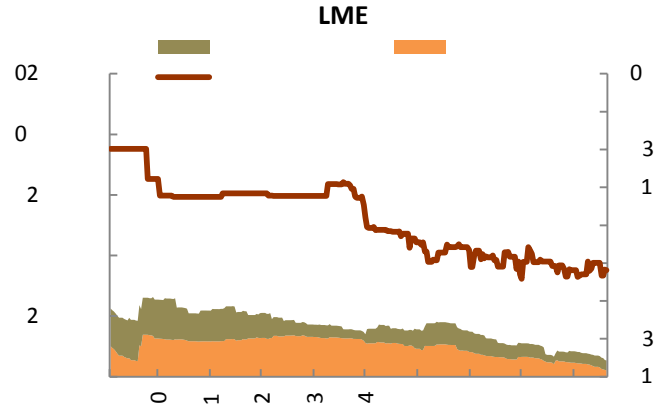
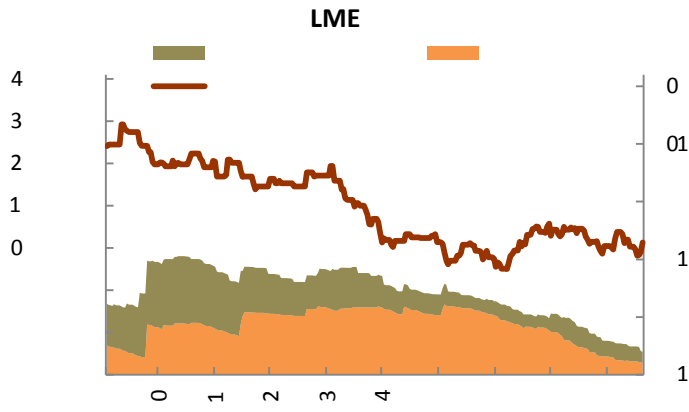
Codel co 1-9

" "

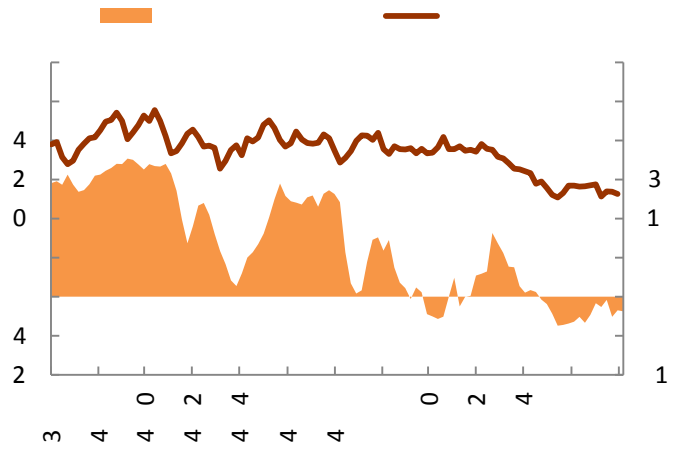
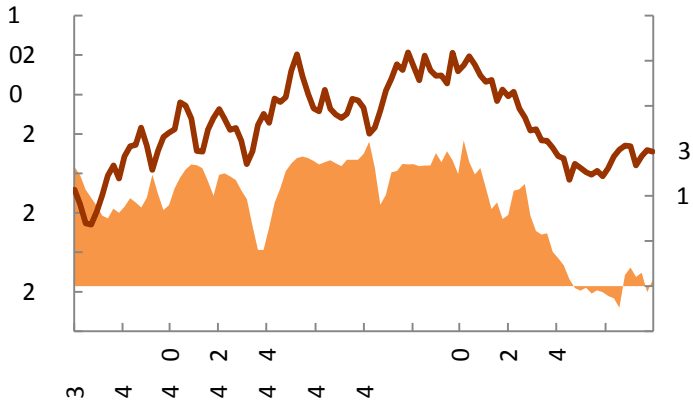
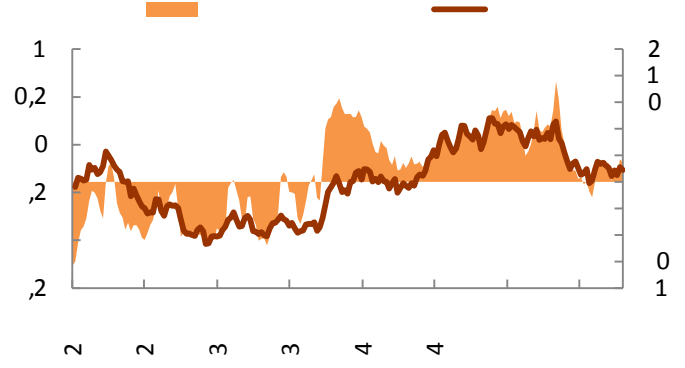
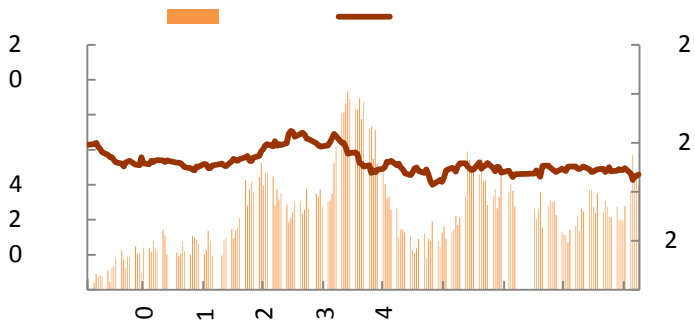
2019

7000





Bloomberg



Wind Bloomberg

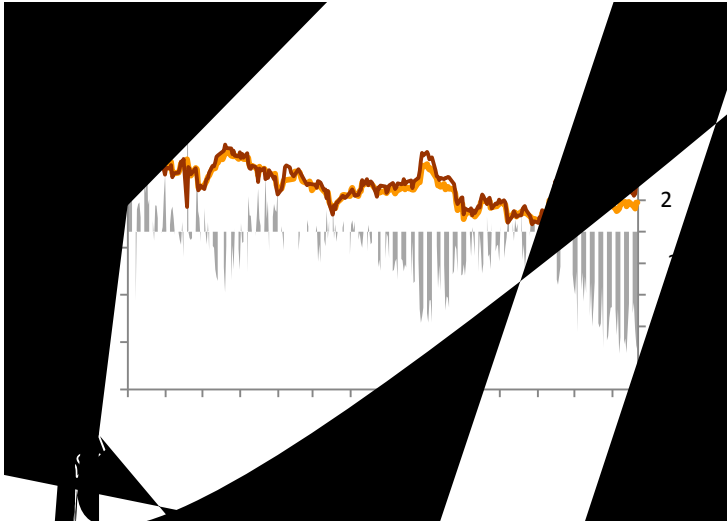
Wind

Wind

	2018-11-30		LME						
			/	(/)	/		/		
			6,282	49,735	51,524	6.9605	-1,789	7.92	8.20
(/)	75	1	6,273	49,720	51,516	6.9688	-1,796	7.93	8.21
	16%	2	6,244	53,310	51,277	6.9688	2,033	8.54	8.21
	0%	3	6,229	48,420	51,261	6.9826	-2,841	7.77	

Bloomberg

- 1. 1 2 3 4 5 6 LME 1 2
3 4 5 ;
- 2. LME 15
- 3.



Bloomberg

400-700-0188



273

021-68559999
021-68550055

300

2603 2904
021-68400688

3069

A 2908
0755-82874655

69

1201
0371-65613449

129

2506B
0411-84803386

1287

A2506
0562-5819717

