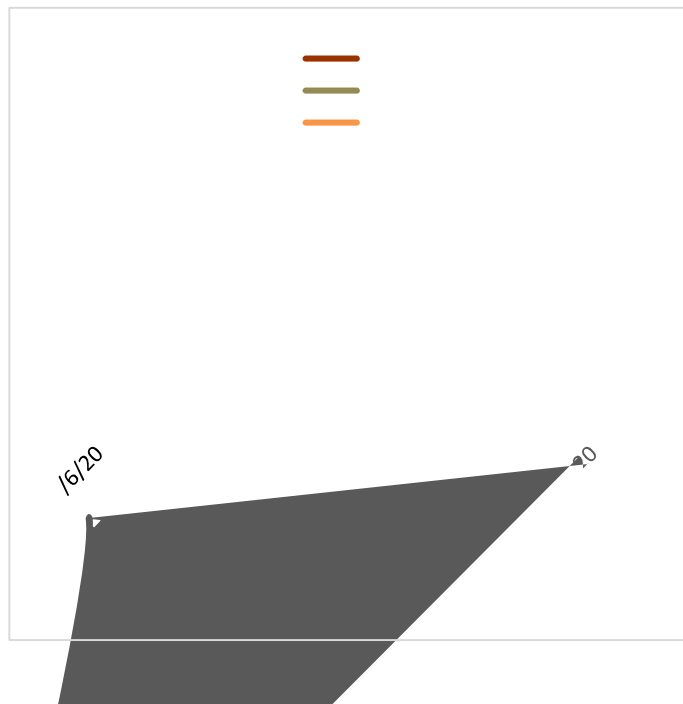




	<p>OPEC+</p> <p>WTI</p> <p>OPEC</p> <p>OPEC</p> <p>OPEC</p>	<p>CFTC</p> <p>2016 8</p> <p>OPEC</p> <p>OPEC</p> <p>OPEC</p> <p>12</p> <p>13</p> <p>OIG</p>

SCI901	4217	4139	78	188%	/
WII	512	5261	-141	-268%	/
Bert	6028	6167	-139	-225%	/
WII-Bert	908	906	002	022%	/
WII1901-WII1902	-027	-02	-007	3500%	/
Bert1902Bert1903	-012	-018	006	-3333%	/
WII	512	5149	-029	-053%	/
Bert	5944	5922	022	037%	/
OPEC	5867	592	-053	-090%	/
	5969	5819	15	258%	/
	6019	5902	117	198%	/
NYMEX	14429	14702	273	188%	/
NYMEX	18491	1878	289	154%	/
ICE	555	535	85	151%	/

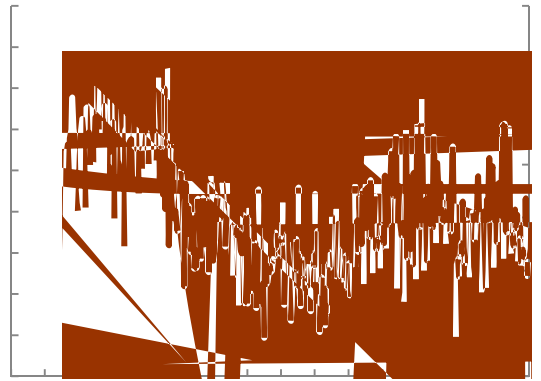

Bloomberg Wind

1					+
	50	/			11
2			10	2019	
	70	/			15 /
			2019	10 /	
3	2019			" 2019	"
			2019	6	
4	CFIC		13		12
WII			2016 8	12 4	
	128313		2018	1	50
			WII	10 3	33%
5			12	10	OPEC+





Bloomberg Wind



Ecombag

WTI

(CFTC)


12 11

NYMEX

30506

50584

19508



Wind

400 700 0188

273

021-68559999
021-68550055



300

2608 2904

021-68100688



3069

A 2908
0755-82874655

69

1201
0871-65613449

129

2508
0411-84803386

1287

A2506
0562-5819717

